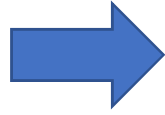


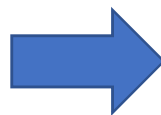
Instructions



Current Machine



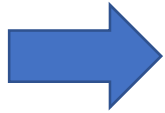
Open door



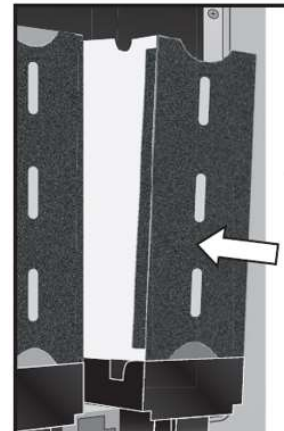
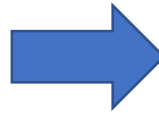
Squeeze valve to release tube



New cup lever



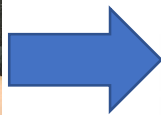
Push cup lever and place tube through the opening valve



Place canister back in the machine



Place new inside door sticker over existing sticker



Close Door



Please dispose of old hand levers